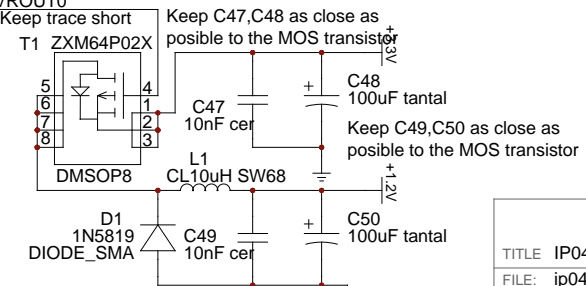
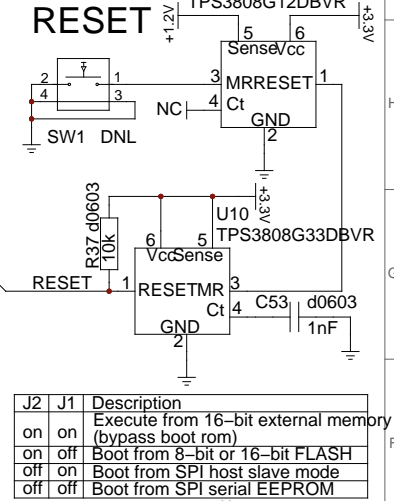
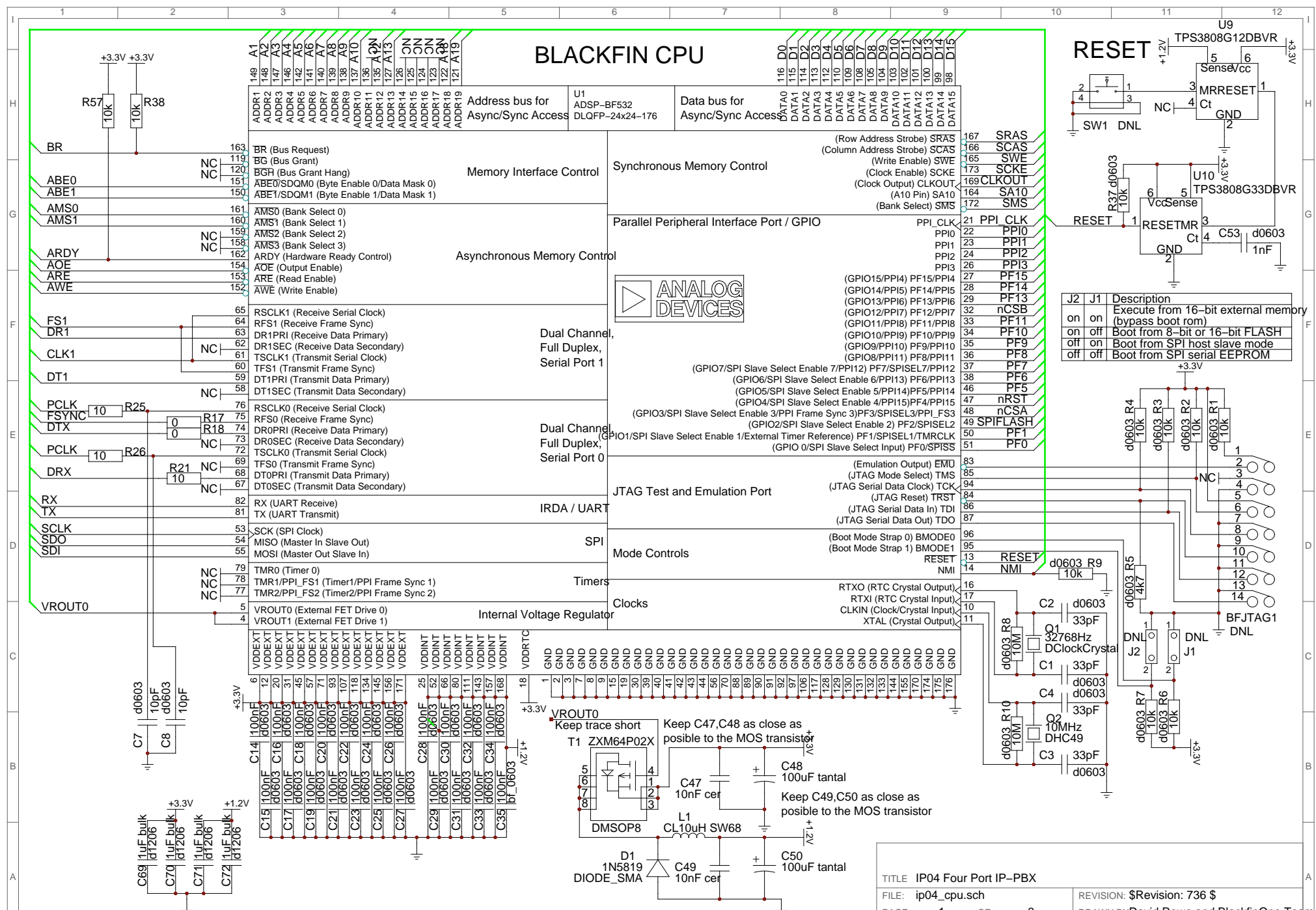
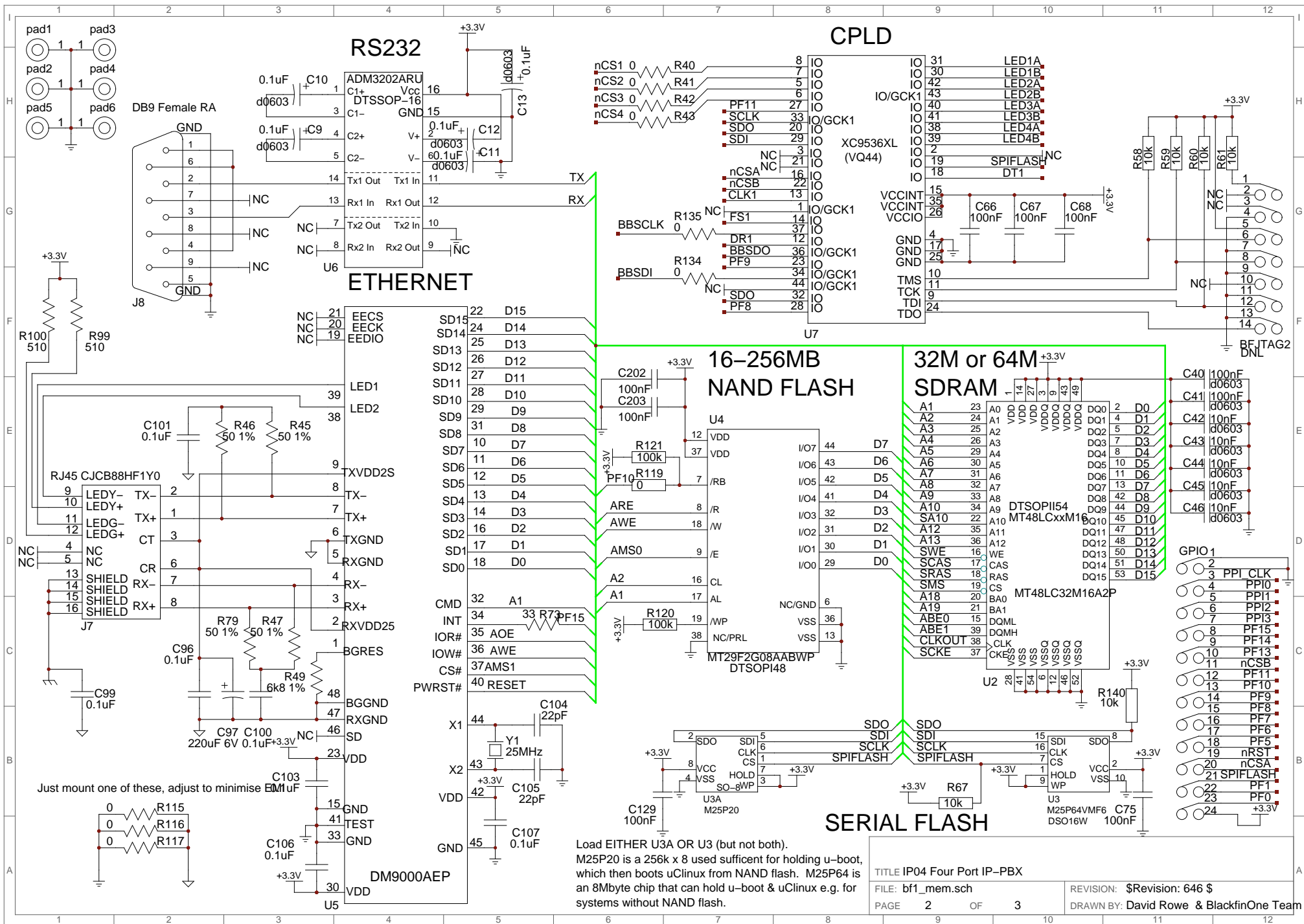


BLACKFIN CPU

Address bus for Async/Sync Access
 U1 ADSP-BF532
 DLQFP-24x24-176

Data bus for Async/Sync Access



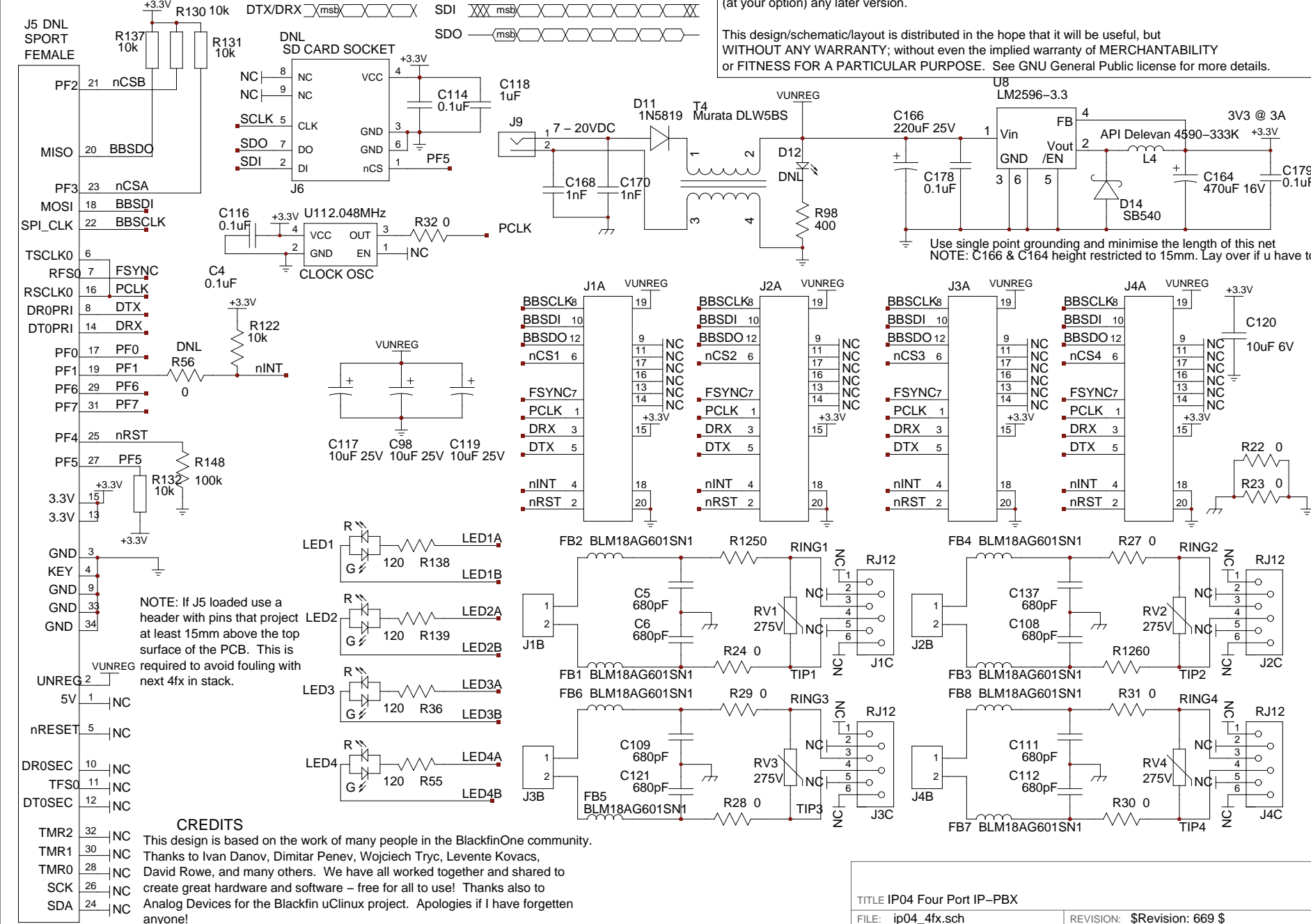


Load EITHER U3A OR U3 (but not both).
M25P20 is a 256k x 8 used sufficient for holding u-boot,
which then boots uClinux from NAND flash. M25P64 is
an 8Mbyte chip that can hold u-boot & uClinux e.g. for
systems without NAND flash.

TITLE IP04 Four Port IP-PBX	
FILE: bf1_mem.sch	REVISION: \$Revision: 646 \$
PAGE 2 OF 3	DRAWN BY: David Rowe & BlackfinOne Team

Note nCSB actually connected to PF12 on Blackfin, PF2 label below is historical allocation of this pin on STAMP SPORT connector.

COPYRIGHT DAVID ROWE AND BLACKFIN TEAM 2007
 This design/schematic/layout is free; you can redistribute it under the terms of the GNU General Public License as published by the Free Software Foundation; either Version 2 of the License, or (at your option) any later version.
 This design/schematic/layout is distributed in the hope that it will be useful, but WITHOUT ANY WARRANTY; without even the implied warranty of MERCHANTABILITY or FITNESS FOR A PARTICULAR PURPOSE. See GNU General Public license for more details.



CREDITS
 This design is based on the work of many people in the BlackfinOne community. Thanks to Ivan Danov, Dimitar Penev, Wojciech Tryc, Levente Kovacs, David Rowe, and many others. We have all worked together and shared to create great hardware and software - free for all to use! Thanks also to Analog Devices for the Blackfin uClinux project. Apologies if I have forgotten anyone!

TITLE IP04 Four Port IP-PBX		REVISION: \$Revision: 669 \$
FILE: ip04_4fx.sch	DRAWN BY: David Rowe	
PAGE 3 OF 3		